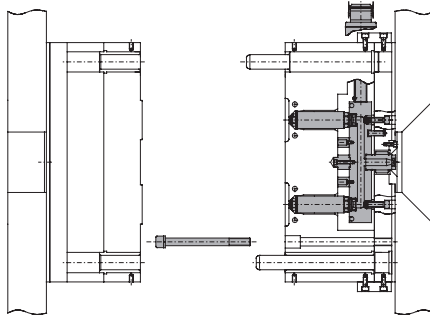


1.1 INTEGRATED SYSTEMS

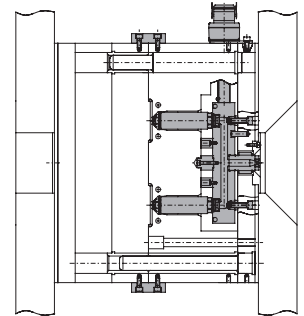
1 Preparing to service in the molding machine

Open mold and remove screws.



2 Preparing to service in the molding machine

Close mold and change side plates.



3 Ready to service

Open mold to service.

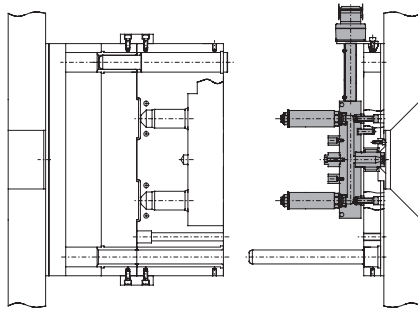
Change of gate caps.

Change of gate tips.

Change of nozzle thermocouples.

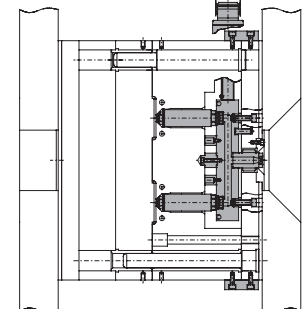
Change of manifold thermocouples.

Check electrical and for leakage.



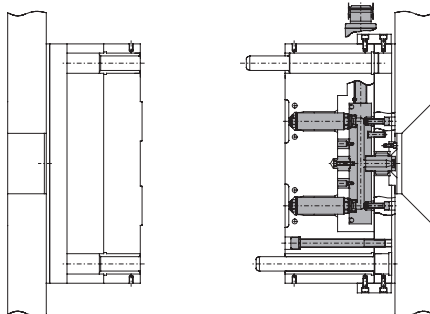
4 Preparing for production

Close mold and change side plates.



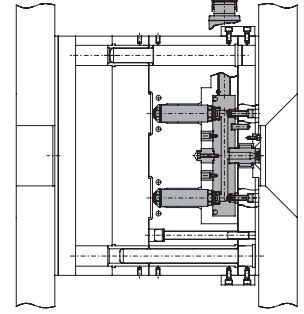
5 Preparing for production

Open mold and install screws.



6 Production

Mold is ready for production again.



7 Preparing to service on the work bench

Remove screws and change side plates.

Take mold top plate with system from the molding machine.

